

# L.S.C. CLUBHOUSE

PATH

PATH B

9m

2.5m

TERRACE

A

A

CONCRETE

\*

S

T

E

P

S

6m

8.5m

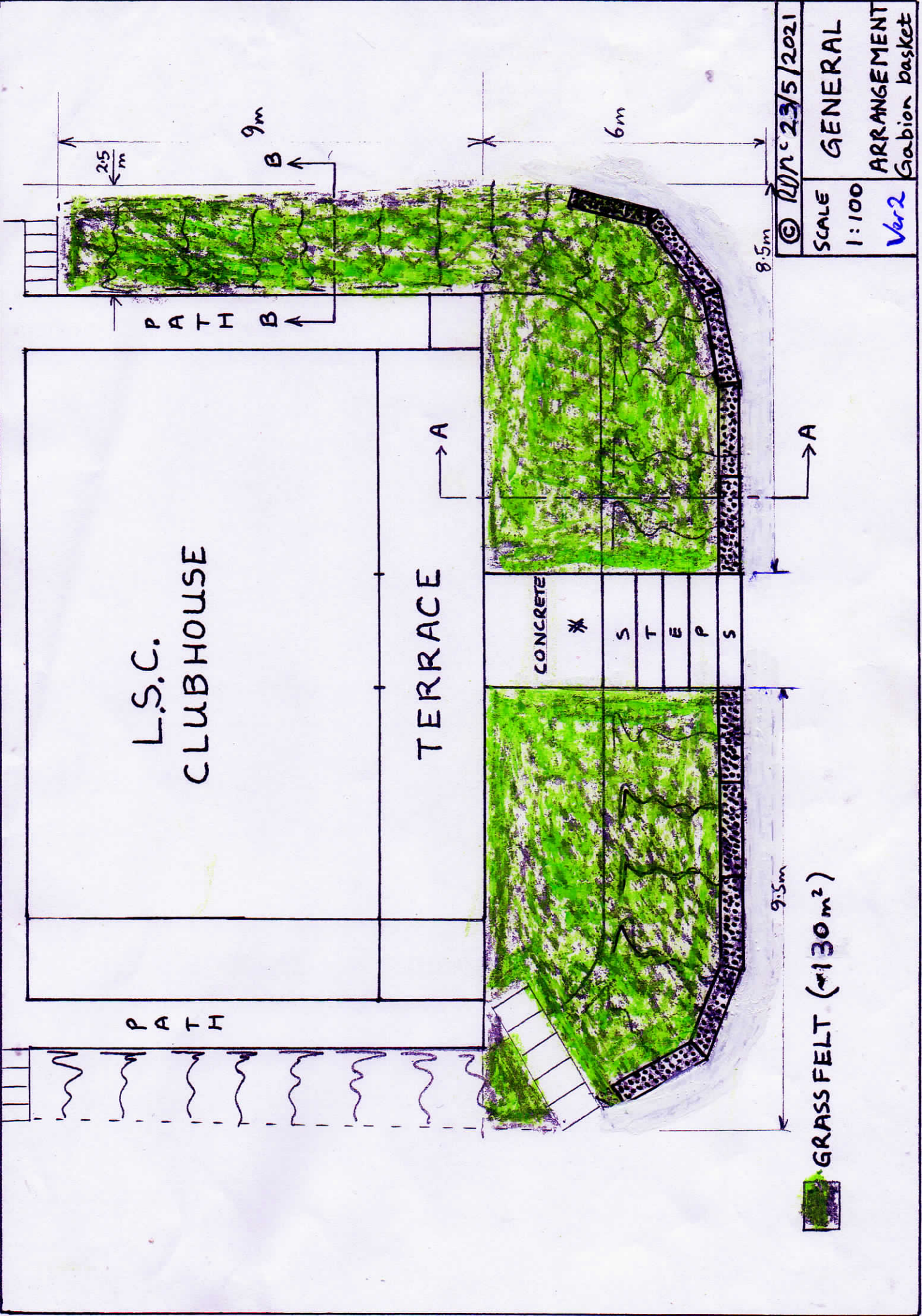
9.5m

GRASS FELT (130 m<sup>2</sup>)

© 2021/05/23

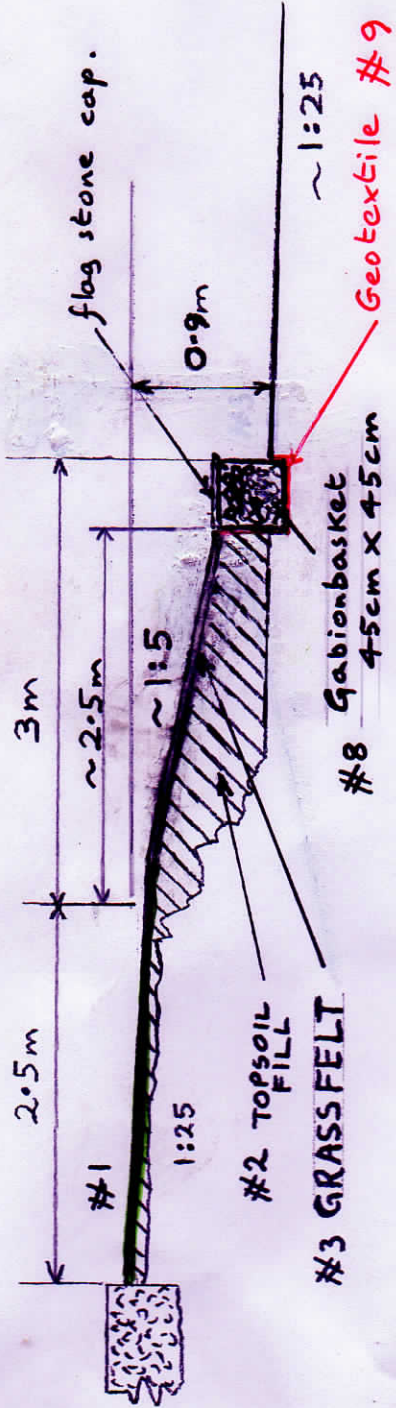
SCALE  
1:100  
Ver2

GENERAL  
ARRANGEMENT  
Gabion basket

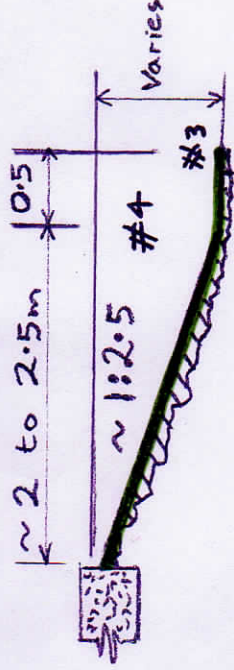


Gabion basket option.

SECTION A - A



SECTION B - B



NOTES #

- Existing grass and weeds to be removed prior.
- Topsoil fill to be well compacted every 300mm
- 50mm (approx) "Grassfelt" (TM) to be laid and toed in at the foot. 5.5m lengths to be ordered.
- Existing slope angle to be followed at the side of clubhouse.
- Ruling gradient of 1:5 to front.
- Fall of 1:25 in front of clubhouse and to lake.
- Existing concrete steps and hard standing to be retained/repared.
- Gabionbasket to be "let in" 100mm below ground level. 2m x 0.45 x 0.45m filled with 80mm granite. Capped with flagstones.
- Geotextile water-porous & silt-retaining, to under and rear sides.

|         |                       |
|---------|-----------------------|
| ©       | 1207192/5/2021        |
| SCALE   | 1:50                  |
| TYPICAL | CROSS-SECTIONS        |
|         | Gabion basket option. |